

TECHNICAL DATASHEET

554 Tile Adhesive

Platinum Class – C2TE S1

DESCRIPTION:

NeoSeal® 554 Platinum Class C2TE S1 is a flexible, high performance, light weight, polymer modified cement-based grey or white colour Tile Adhesive. It is commonly used for ceramic, porcelain, glass, mosaic, terrazzo, travertine, granite, marble, quartz, natural stone and engineered stone on floors and wall for indoor and outdoor application for up to 6 mm bed thickness. It provides reduced slip, long working time and good bond strength.

AREA OF APPLICATION:

Installing tiles on floors and walls for interior and exterior application over new masonry, concrete, mortar beds, old tiles, light weight blocks, glazed tiles and cement plaster. For small and medium sized ceramic, porcelain, granite counter surfaces. Balconies, terrace and wet areas.

TECHNICAL SPECIFICATIONS:


| Properties | Test Results |
|--|----------------------------------|
| Appearance | Grey / White Powder |
| Dry Density | 1.58 -1.68 |
| Tentative Mixing Ratio (Powder: Water) | 3:1 by volume / 1:0.25 by weight |
| Pot life @ 25°C | 8 – 10 Hours |
| Open Time (IS 15477:2019) | 40 Min. |
| Adjustment Time (IS 15477:2019) | 45 – 50 Min. |
| Ready for grouting on Floor | 24 Hours |
| Ready for grouting on Wall | 8 Hours |
| Light Foot Traffic | 24 hours |
| Regular Traffic | 14 Days |
| Application Temperature | From +10°C to +35°C |
| Tensile Adhesion Strength (EN 1348) | ≥ 1.0 N/mm ² |
| Adhesive Thickness | 3 – 12 mm |
| VOC Content (EPA 24) | < 6 gm/ Kg |

FEATURES & BENEFITS:

- Easy to use – just add water on site, mix it, ready to use, works on wet area as well
- Can be used for floor and wall in internal and external areas
- Excellent water and Impact resistance; resistance to freeze-thaw cycle
- Flexible with excellent adhesive strength
- Good slip resistance and best workability
- Low shrinkage, self-curing properties
- Low VOC – Qualifies for the LEED points
- Complies with the IS15477:2004 and EN 12004 C2TES1 requirements

NeoSeal Adhesive Pvt. Ltd.

628/7, GIDC Savli, At. Manjusar, Vadodara – 391775, Gujarat, INDIA.
Email: info@neoseal.net, Ph: +91-90999 73544; www.neoseal.net



METHOD OF APPLICATION:




1. Surface Preparation:

- All surfaces should be level, undamaged, structurally sound, clean and free of oil, grease, concrete sealers or curing compounds.
- Dry, dusty surface should be dampened with water and excess water should be swept off.
- New concrete slabs should be cured for min 28 days prior for installing tiles.



2. Mixing:

- Add 3 parts of Tile Adhesive powder in the clean pail or mixing vessel then add one part of water. For 20 Kg bag about 5-6 liters water required.
- Mix power-water mixer using suitable mechanical stirrer at slow speed (70-100 rpm) until a lump free homogeneous paste is obtained. Adjust the water level as per desire thickness.
- Leave the mixture for 5 minutes before use.
- Mix required quantity which can be consumed withing pot life.



3. Application:

- Apply adhesive mix using a flat side of the trowel at a thickness of 3 mm and level it by notched trowel. The thickness of the ribs will depend upon the size of the tile.
- Place and adjust the tile position within 15-20 minutes after adhesive application. Press the tiles firmly on the adhesive ribs. Use rubber mallet to embed tile and adjust level properly.
- For large tiles or irregular surfaces, additional adhesive can be applied on the back of tiles to ensure proper bonding and leveling. For vertical surface same technique can be used with proper support.
- Use adequate spacers to keep consistent gap between the tiles and from the wall.





4. Cleaning & Finishing:

- Clean off the excess adhesive form the tile surface and between joints. within 30-40 minutes using wet sponge.
- Clean tools and containers using clean water while adhesive is fresh.



NeoSeal Adhesive Pvt. Ltd.

628/7, GIDC Savli, At. Manjusar, Vadodara – 391775, Gujarat, INDIA.
Email: info@neoseal.net, Ph: +91-90999 73544; www.neoseal.net



COVERAGE:

3 mm bed thickness is approx. 3Kg / m²

6 mm bed thickness is approx. 6Kg / m²

Square Feet per 20 Kg bag

For 3 mm bed thickness: 45 – 55 Sq. Ft.

For 6 mm bed thickness: 22 – 27 Sq. Ft.

PACKAGING SIZE:

20 Kg bag & 50 Kg sack

SHELF LIFE AND STORAGE:

12 months from the date of manufacturing in unopened condition when in sealed pack and stored under proper condition. Store in a cool & dry place.

HEALTH & SAFETY PRECASUTIONS:

- Skin Contact: Wash skin with soap & water. Remove contaminated clothes.
- On eye contact: Immediately splash eyes with plenty of water. Consult Physician if irritation persists.
- Ingestion: Do not induce vomiting. Never give anything by mouth to an unconscious person. Call a physician.

WARRANTY:

The above information given is based on our knowledge and performance of the material in laboratory testing condition. The product information is provided in good faith for the general guideline to help respected users. Differing materials, substrates, environments, site conditions, and product storage, handling and application may affect results. Users should carry out tests to decide the product's suitability for purpose / application.

NeoSeal Adhesive Pvt. Ltd.

628/7, GIDC Savli, At. Manjusar, Vadodara – 391775, Gujarat, INDIA.

Email: info@neoseal.net, Ph: +91-90999 73544; www.neoseal.net